



August 22-23, 2019 Meeting – Day 1

Orlando, FL

presented to
Florida Impaired Driving Coalition

presented by
Chris Craig, FDOT
Ernie Bradley, FDOT
Danny Shopf, Cambridge Systematics

August 22, 2019



Welcome and Introductions

Kyle Clark, Chair



CUTR Facilitation of the Impaired Driving Coalition

Chris Craig, FDOT

Chanyoung Lee, CUTR

FIDC Strategic Action Plan – Goal 1

Improve Program Management and Strategic Planning



- » 1.1 – Expand the FIDC Membership
 - Military Representation – Ray Graves
 - Department of Education – Chris Earl
 - Multicultural Representation – Chris Earl
 - Taxological Lab Representation – Garrett Berman/Lisa Reidy
 - Judicial Membership - Complete
 - Law Enforcement Representation - Complete
 - Prosecution Representation – Garrett Berman/Lisa Reidy
 - Defense Representation – On Hold
 - Vendor Representation – On Hold
 - Public Health Representation – Ernie Bradley
- » Member Emphasis Area Review



FIDC Data & FIDC Fact Sheet Update

Chanyoung Lee, CUTR



Break

FIDC Strategic Action Plan – Goal 2

Improve Prevention



- » 2.1 – Draft model language to make over-service grounds for license action.
 - 2.1.1 - Work with local vendors and distributors to educate and inform them on over-service.
- » 2.2 - Ensure that Community Traffic Safety Teams (CTSTs) develop and implement strategies to address impaired driving.



NHTSA-IACP Training Grant/ FY 2019-2020 Impaired Driving LEA Applicants

Kyle Clark, Chair

Ernie Bradley, FDOT



NHTSA-IACP Training Grant Program & FY19-20 Impaired Driving Applicants

**By: Kyle Clark, IACP &
Ernie Bradley, FDOT
August 22, 2019**



NHTSA-IACP Training:

Grant Program to Combat Drug-Impaired Driving



NHTSA/IACP Grant Program to Combat Drug-Impaired Driving

- \$2.3 million grant program
- Will provide funding for state and local agencies to offer ARIDE and DRE training to law enforcement, judges and prosecutors.
- Training courses are expected to begin later this year.
- For more information visit: <https://www.nhtsa.gov/press-releases/us-department-transportation-iacp-announce-23-million-grant-program-combat-drug>



FY 2019-2020 Impaired Driving

Law Enforcement Agency Applicants

Signal Four: Alcohol and/or Drugs Related Crashes

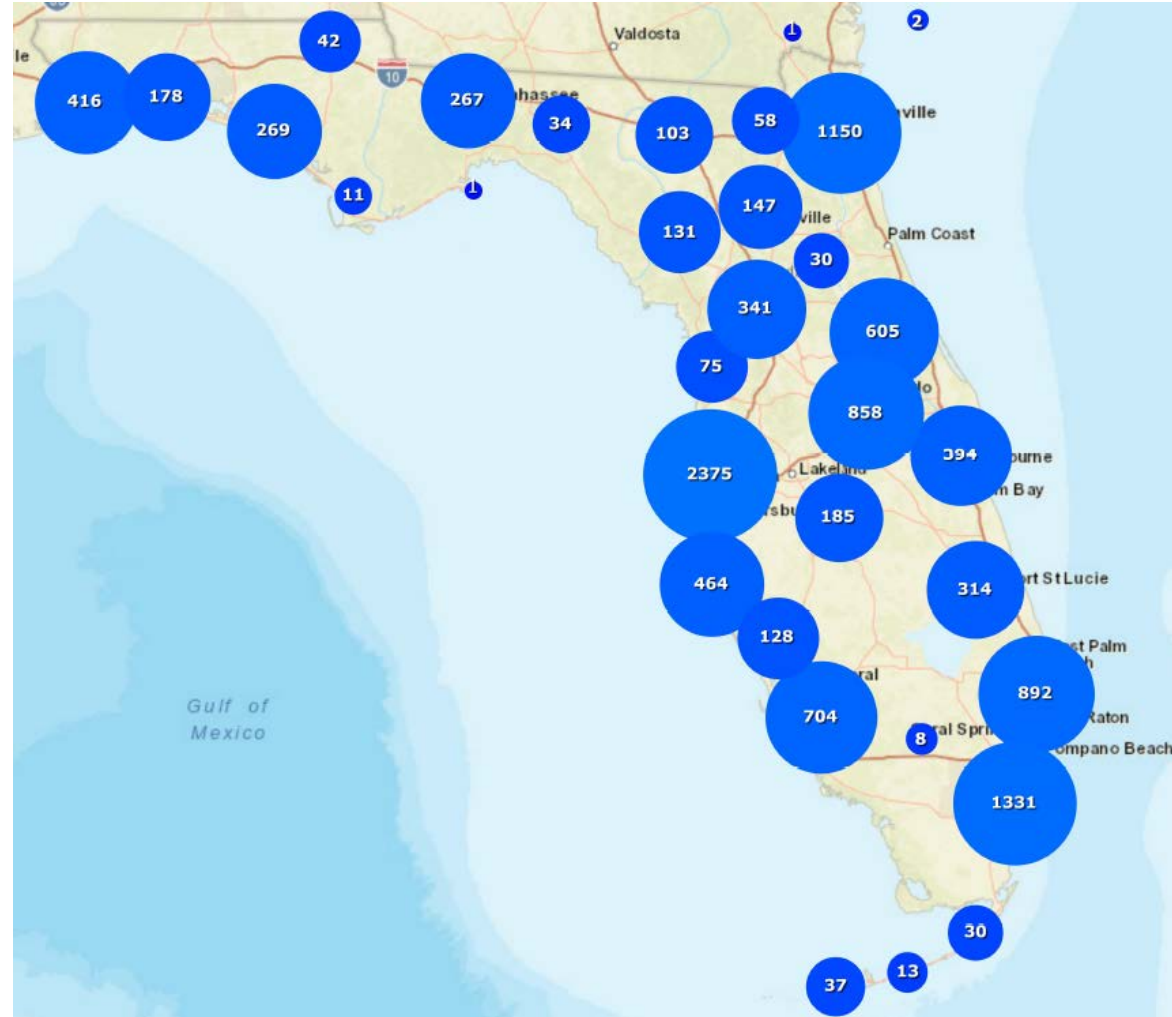
10/01/18 - 07/31/19

Crash Related Behavioral Factors Used

- Alcohol Involved
- Drug Involved

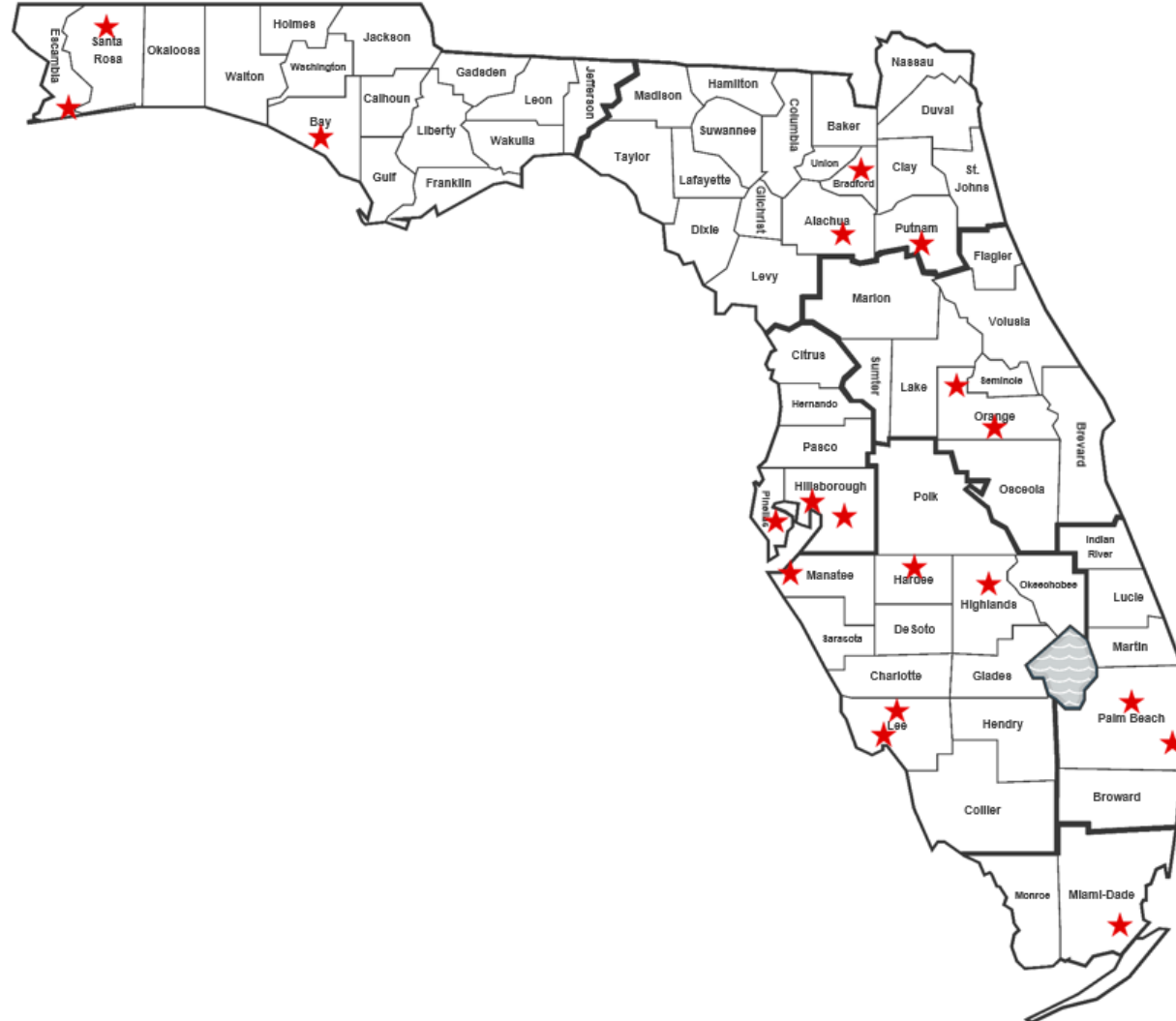
Total Crashes

- 12,731



FY19-20 LEAs that Applied for Impaired HVE Funding

Law Enforcement Agency ★	Requested Amount
Apopka PD	\$10,000
Bay CSO	\$30,000
Boynton Beach PD	\$50,000
Bradenton PD	\$20,000
Bradford CSO	\$35,000
Cape Coral PD	\$45,000
Gainesville PD	\$30,000
Highlands CSO	\$20,000
Hillsborough CSO	\$130,000
Lee CSO	\$53,000
Miami-Dade PD	\$225,000
Orlando PD	\$100,000
Palm Beach CSO	\$30,000
Pensacola PD	\$46,000
Pinellas CSO	\$40,000
Putnam CSO	\$11,500
Santa Rosa CSO	\$50,000
Tampa PD	\$196,000
Wauchula PD	\$20,000
Total Amount	\$1,141,500



Signal Four: Alcohol and/or Drugs Related Crashes

10/01/18 - 07/31/19

Top 25 Counties w/ No Impaired HVE Applicants

Baker

Columbia

DeSoto

Duval

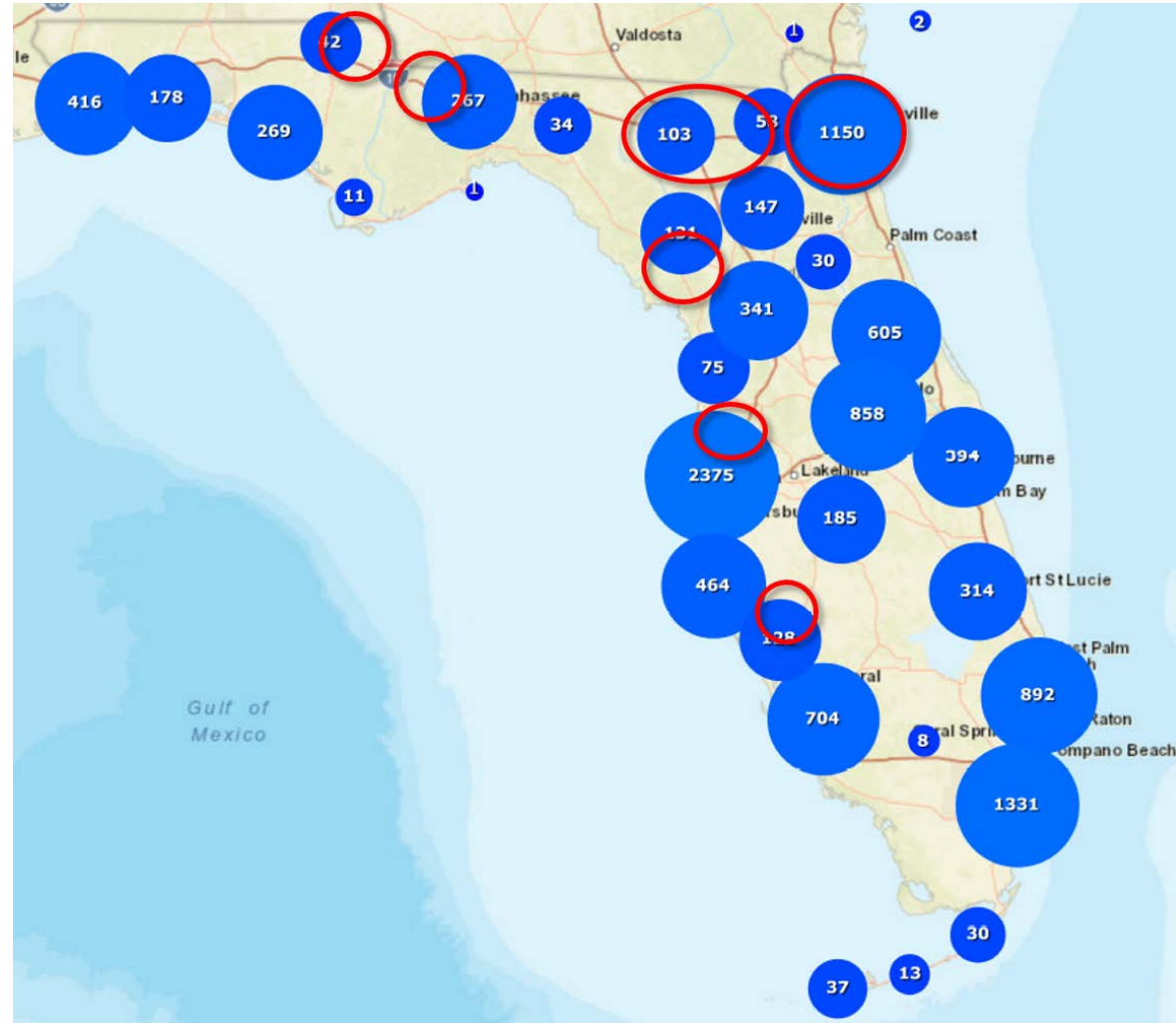
Gadsden

Jackson

Levy

Pasco

Suwannee



FY2020 Highway Safety Matrix - Ranking of Florida Counties																													
(Based on total actual serious injuries and fatalities during 2013-2017)																													
Group I - Population of 200,001 and above - 25 Counties										Group II - Population of 50,001 to 200,000 - 16 Counties								Group III - Population of up to 50,000 - 26 Counties											
Florida County (Group I)	Aging Road Users (Drivers 65+)	Distracted Driving	Impaired Driving	Motorcyclists	Occupant Protection	Pedestrian or Bicyclist	Speeding or Aggressive Driving	Teen Drivers	Work Zones	Florida County (Group II)	Aging Road Users (Drivers 65+)	Distracted Driving	Impaired Driving	Motorcyclists	Occupant Protection	Pedestrian or Bicyclist	Speeding or Aggressive Driving	Teen Drivers	Work Zones	Florida County (Group III)	Aging Road Users (Drivers 65+)	Distracted Driving	Impaired Driving	Motorcyclists	Occupant Protection	Pedestrian or Bicyclist	Speeding or Aggressive Driving	Teen Drivers	Work Zones
Alachua	20	16	18	21	18	21	18	19	24	Bay	7	2	1	3	3	2	1	2	14	Baker	12	5	4	13	6	9	18	6	11
Brevard	11	12	14	10	13	11	9	11	11	Charlotte	6	8	9	6	13	5	8	13	5	Bradford	15	18	6	8	17	7	21	15	9
Broward	2	5	9	3	3	2	1	4	3	Citrus	2	1	10	2	2	7	2	3	10	Calhoun	23	6	21	25	23	25	23	16	24
Clay	25	25	24	25	25	25	25	25	25	Columbia	10	6	2	16	1	15	10	6	15	DeSoto	1	10	5	1	5	1	16	5	1
Collier	18	21	20	24	19	19	22	22	21	Flagler	12	14	13	5	16	10	13	16	13	Dixie	20	14	18	23	12	18	20	19	16
Duval	12	6	2	8	5	7	10	8	8	Hernando	1	5	8	4	6	4	7	1	1	Franklin	22	25	25	20	26	17	24	25	25
Escambia	19	14	15	19	14	16	14	18	19	Highlands	4	13	15	12	7	11	12	9	16	Gadsden	9	4	3	12	4	5	4	8	10
Hillsborough	4	2	1	2	2	4	3	2	2	Indian River	3	10	11	11	8	6	11	7	2	Gilchrist	19	22	20	15	18	22	12	20	22
Lake	17	17	17	15	16	22	21	17	16	Martin	13	16	5	8	11	8	5	10	11	Glades	18	23	22	10	21	20	13	23	18
Lee	13	11	6	11	9	9	7	13	17	Monroe	9	3	14	1	15	1	6	8	3	Gulf	13	16	19	19	15	16	10	18	23
Leon	24	24	21	23	21	20	19	24	23	Nassau	16	15	12	15	14	14	16	11	7	Hamilton	10	12	11	16	14	19	5	13	5
Manatee	8	13	12	13	15	12	20	9	10	Okaloosa	11	4	7	7	4	3	3	5	8	Hardee	2	9	12	3	9	12	14	3	3
Marion	16	20	13	16	10	17	17	16	20	Putnam	14	12	3	10	9	13	14	15	12	Hendry	16	7	9	6	8	4	7	11	7
Miami-Dade	3	4	7	1	1	1	4	3	7	Santa Rosa	8	9	4	9	5	9	4	4	9	Holmes	8	15	15	14	13	21	8	17	15
Orange	6	1	3	4	6	3	6	1	1	Sumter	5	7	16	13	12	16	15	12	4	Jackson	3	1	7	4	3	6	2	4	6
Osceola	15	3	19	17	24	15	24	10	15	Walton	15	11	6	14	10	12	9	14	6	Jefferson	17	11	16	24	22	15	15	22	17
Palm Beach	7	9	8	9	4	6	2	6	14	Top 25 Counties with Law Enforcement Impaired Subgrant Applications - 15										Lafayette	25	26	26	22	24	24	22	26	26
Pasco	1	7	4	7	12	8	11	5	4											Levy	4	3	2	2	2	2	3	2	20
Pinellas	5	8	5	6	7	5	5	7	9	Top 25 Counties without Law Enforcement Impaired Subgrant Applications - 9										Liberty	24	24	23	26	25	26	25	24	12
Polk	14	15	10	12	8	14	12	14	13											Madison	7	8	13	18	16	11	9	9	4
Sarasota	10	18	16	14	17	13	13	15	5	Okeechobee	6	21	10	7	7	3	11	12	2										
Seminole	23	19	23	18	22	18	15	20	12	Suwannee	5	2	1	5	1	10	1	1	13										
Saint Johns	22	22	22	20	23	23	23	23	22	Taylor	11	19	8	17	10	8	6	7	14										
Saint Lucie	21	23	25	22	20	24	16	21	18	Union	26	20	24	21	20	23	26	21	19										
Volusia	9	10	11	5	11	10	8	12	6	Wakulla	21	13	14	9	19	13	17	14	21										
										Washington	14	17	17	11	11	14	19	10	8										

Questions



FIDC Strategic Action Plan – Goal 3

Criminal Justice System



- » 3.1 – Draft model language for Chemical Test Refusal Law.
 - Posted on FIDC website. Next Steps?
- » 3.2 – Support codification of a uniform statewide impaired driving diversion program
 - Posted on FIDC website. Next Steps?
- » 3.3 – Draft model Language for Florida’s Ignition Interlock Law
 - Discussion on model language
- » 3.4 – Establish a process to link the citation to the impaired driving court case
 - In Progress – pending FCCC implementation



Break



Wet-Reckless Presentation

Ernie Bradley, FDOT



DUI Reduced to Reckless: Wet–Reckless Coding

By: Ernie Bradley

FDOT Traffic Safety Program Manager

August 22, 2019

DUI Reduced to Reckless: Wet–Reckless Coding

- **UTC Violation Wet–Reckless Coded as 457 not 431:**
 - UTC Record Entries:
 - 431 = Reckless Driving: Non Alcohol Related
 - 457 = Reckless–Driving: DUI pled down to Reckless–Driving. Also know as more commonly as a Wet–Reckless, it is denoted on a drivers record by the hyphen.

Reckless–Driving = Pled down DUI (Wet–Reckless)

DUI Reduced to Reckless: Wet–Reckless Coding

- **A DUI can only become Wet–Reckless through a plea accepted by a judge.**
- **Codes are entered by Clerk of the Courts and submitted to DSHMV.**
- **Reasons Wet–Reckless not included on driving record:**
 - Clerk of the Courts Office system not updated with latest Traffic Citation Accounting and Transmission System codes.
 - Error in code entry
- **Other Methods to Identify Wet–Reckless if not on Driving Record:**
 - Previous DUI program attendance on driving record
 - Review full driving record from the state a driver was last licensed
- **Wet–Reckless stays on Florida driving record for 75 years.**

Discussion





Drugged Driving Judicial Training

Chris Craig, FDOT



Day 1 Recap Wrap Up Hotel Details

Kyle Clark, Chair

Chris Craig, FDOT



See You Tomorrow
Morning at 9:00!



August 22-23, 2019 Meeting – Day 2

Orlando, FL

presented to
Florida Impaired Driving Coalition

presented by
Chris Craig, FDOT
Ernie Bradley, FDOT
Danny Shopf, Cambridge Systematics

August 23, 2019



Review of Day 1

Kyle Clark, Chair



DUI Packet/ DRE Questions

Kyle Clark, Chair

FIDC Strategic Action Plan – Goal 4

Communications Plan



- » 4.1 - Develop a comprehensive multi-pronged approach to communicate to the public and impaired driving stakeholders the importance of driving sober.
 - Under Development
 - 4.1.1 - Develop an Impaired Driving Communications Plan to increase public awareness.
 - Cambridge Systematics will draft next FY
 - 4.1.2 - Implement the Impaired Driving Communications Plan to increase public awareness.



FDOT Impaired Driving Program Update

Ernie Bradley, FDOT



Break

FIDC Strategic Action Plan – Goal 5

Improve Screening, Assessment, Treatment, and Rehabilitation System



- » 5.1.1 - Develop a best practices framework for 24/7 programs in Florida.
 - Seminole County Sheriff's Office meeting update
- » 5.1.2 - Develop a best practices framework for DUI Diversion Programs in Florida.
 - Complete - Posted on FIDC Website
 - Next Steps?
- » 5.2.1 - Draft model language Florida's Alcohol Exclusion Law.
 - On Hold

FIDC Strategic Action Plan – Goal 6

Program Evaluation and Data



- » 6.2.1 - Utilize an electronic form of the DRE face sheets that are submitted to the national database.
 - Progress Update
- » 6.3 - Understand the impact of Florida's DUI Diversion Program on impaired driving arrests.
- » 6.4 - Explore methods to track law enforcement training related to impaired driving (DRE, ARIDE, SFST, etc.), for both instructor and the officers they have trained.
 - IPTM Update



Break

Next Steps

- » Future Presentations
- » Reimbursement Details
- » Upcoming Meetings
 - FY 19/20 Q1 Meeting (December 4-5, 2019)- **FIDC FY 19/20 Strategic Plan**
 - FY 19/20 Q2 Meeting (February 20-21, 2020)
 - FY 19/20 Q3 Meeting (TBD April-June 2020)
 - FY 19/20 Q4 Meeting (TBD July-September 2020)
 - FY 20/21 Q1 Meeting (TBD October-December 2020)



Thank You!
Safe Travels Home!